

Terms of Use

This free, printable PDF sewing pattern was designed by Chelly Wood and is available to the public (along with its corresponding tutorial video or videos) at:



By downloading this free pattern, you agree to follow the Creative Commons Attribution copyright.

It has been marked with:



- 1 What does Creative Commons Attribution mean?



You may copy and redistribute the material in any medium or format. You may remix, transform, and build upon the material for any purpose, even commercially. However you must give appropriate credit, provide a link to the license, and indicate if changes were made. You may do so in any reasonable manner, but not in any way that suggests the licensor endorses you or your use. You may not apply legal terms or technological measures that legally restrict others from doing anything the license permits.

- 2 Why are there flowers on the pattern? What do they mean?



To learn more about the difficulty scale I use for my patterns (i.e. the little flowers), please go to ChellyWood.com, and in the menu, click on "Helpful Information." Then, in the drop-down menu, please click on "Tips and FAQ's." The system is explained there.



- 3 How do I find the tutorial that goes with my pattern?



On ChellyWood.com, right at the top of the home page, there's a button called "Website Navigation Guide." This guide will help you find the doll you want to sew for, along with this pattern and its tutorial video. It will also show you how to discover a list of all the dolls that will fit into this garment or accessory when completed.

- 4 I need help printing my pattern. What should I do?



Please visit your public library. Modern librarians are trained to help people with exactly this type of technology-related issue. (Chelly Wood is a retired librarian! She *KNOWS!*) You may be charged a small fee for the printed paper, but the librarian's assistance is free.

- 5 This pattern isn't exactly what I was looking for. Do you take requests?



Yes, I keep an ongoing list of requests. Leave your request in the comments on ChellyWood.com's blog, esp. if you want me to **convert an existing pattern to A4!** Be advised: it can take months or even years to design a new request. An easier way is to create the pattern yourself through one of my online courses, which are found at: <https://ctpub.com/pages/author-bio/chelly-wood>

NOTE: This pattern is designed to be printed on A4 printer paper. For the American version, please go to ChellyWood.com

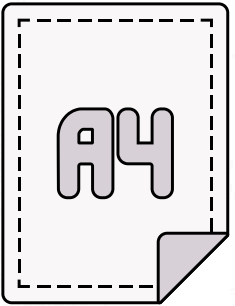
Please READ

NOT MANY PEOPLE OUTSIDE THE US KNOW ABOUT MY FREE DOLL CLOTHES PATTERN WEBSITE. PLEASE HELP SPREAD THE WORD!



FREE



Shorts and Crop Top for Curvy Fashion Dolls




Looking for something a little different? My online class can teach you how to alter this and other patterns:
<https://ctpub.com/pages/author-bio/chelly-wood>

Free A4 Sewing Patterns

Please visit my website, ChellyWood.com for the free sewing tutorial videos that accompanies this pattern.



Difficulty Level:
Somewhat Advanced





Chellywood.com