
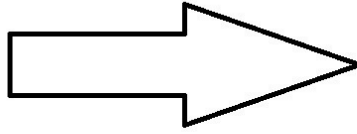


Free Printable Sewing Pattern: Terms of Use


This FREE printable PDF sewing pattern was designed by Chelly Wood and is available to the public at **ChellyWood.com**

It has been marked with the "Creative Commons Attribution" symbol.

By printing the pattern, you agree to share with the public where you got this pattern. (It helps my website grow if you spread the word.)



- You can pin images of the pattern on Pinterest.
- You can tweet about them in Twitter.
- You can take screenshots and share them on Instagram.
- You can share the patterns or tutorial videos on Facebook.
- Use any of the following to access easy-to-share images:



At ChellyWood.com, click on "Helpful Tips and FAQ's" in the menu to learn how the pattern difficulty rating works. It's represented by a series of flowers:



Creative Commons Attribution MEANS:

Share — copy and redistribute the material in any medium or format

Adapt — remix, transform, and build upon the material for any purpose, even commercially

HOWEVER...

Attribution — You must give appropriate credit, provide a link to the license, and indicate if changes were made. You may do so in any reasonable manner, but not in any way that suggests the licensor endorses you or your use.

No additional restrictions — You may not apply legal terms or technological measures that legally restrict others from doing anything the license permits. FROM: <https://creativecommons.org/licenses/by/3.0/us/>

NOTE: *If this pattern isn't what you're looking for, consider taking my paid course on the Creative Spark platform, where you can learn to design your own doll clothes patterns:*

<https://creativespark.ctpub.com/>

Seam Allowances:

Patterns for dolls that stand 11 inches tall or smaller will use a scant 1/4 inch (4 mm) seam allowance. Older patterns do not show this seam allowance, but the pattern was designed with the seam allowance already included in the designs.

Patterns for dolls 12 inches to 36 inches tall will use a true 1/4 inch (6 mm) seam allowance.

Craft patterns are marked with the correct seam allowance, which will vary, depending on the size of the project.

Tutorial Videos:

Your free, printable sewing pattern comes with a free tutorial video, showing you how to make the item. To access the video, use the gallery page (home page) at ChellyWood.com to click through links until you come to the patterns and tutorials you want to use. Tutorial videos are posted publicly on my YouTube channel, ChellyWood1.

If you're trying to sew an entire outfit or ensemble for your doll, each item in the ensemble will likely have its own tutorial video, showing how to make it. So for example, a business suit will have one tutorial video for the pants, another tutorial video for the shirt, and a third tutorial video for the jacket. Access each video through the pattern-post page at ChellyWood.com by using the gallery / home page to click through to the right page.

Printing Your Pattern:

This pattern is designed to be printed on 8.5 x 11-inch standard American paper **without margins**. In metric measurements, that paper would be 216 x 279 mm.

To make sure you've printed your pattern to scale, please use the measurement tool provided below:

On my website, ChellyWood.com, you can also find videos that are designed to help you print your pattern. Access these videos through the "Helpful Tips and FAQ's" page please.

If you struggle with the mechanical aspects of your printer, of course that's harder to help you with. However, your public library is a great place to print patterns! Librarians are always willing to help the public locate what they need on the internet and print it. And a public library's printing fee is usually nominal.

Measurement Tool




For children who are learning to sew, ADULT SUPERVISION is required.

Free Swimsuit or Body Suit Pattern for 13 inch Dolls

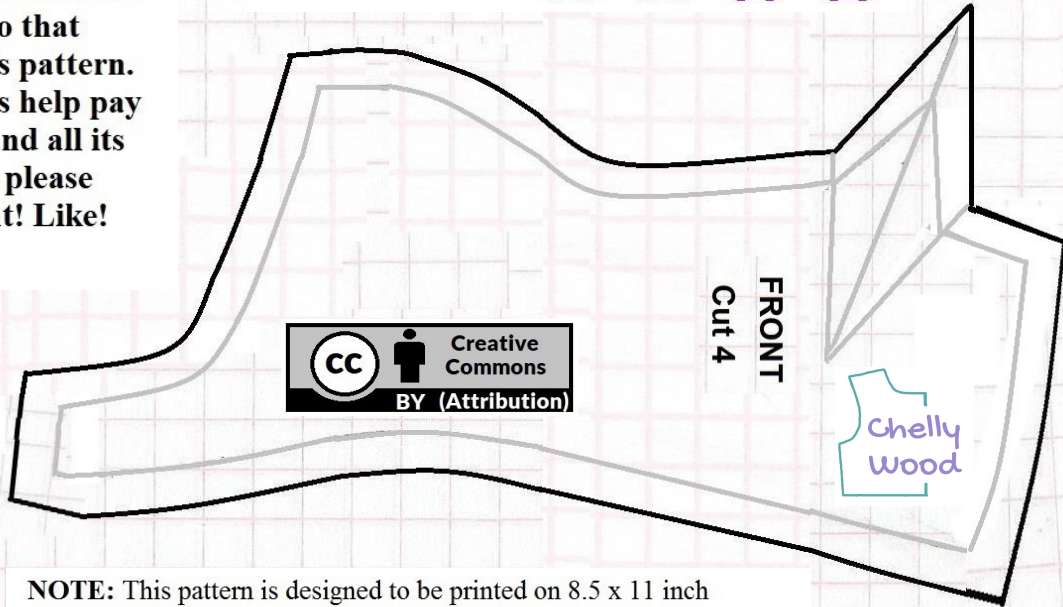
Please visit my YouTube channel, ChellyWood1 for the tutorial video that accompanies this pattern. Your video views help pay for my website and all its free patterns, so please watch! Comment! Like! and Share!

Difficulty Level:
Somewhat Advanced



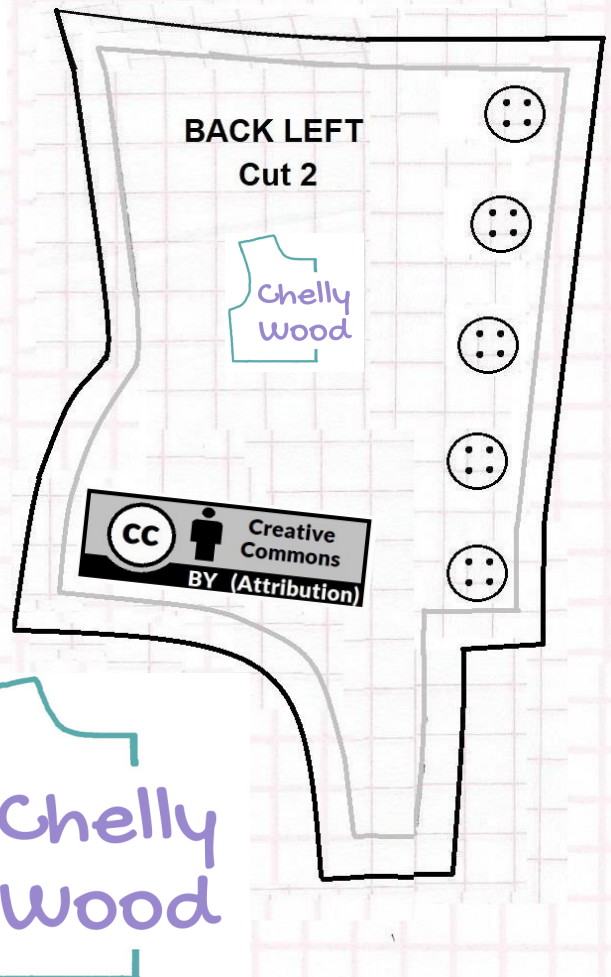
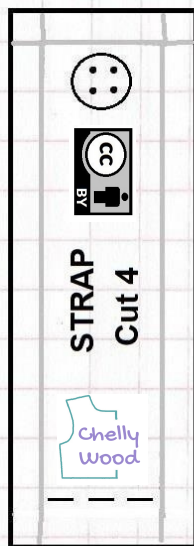
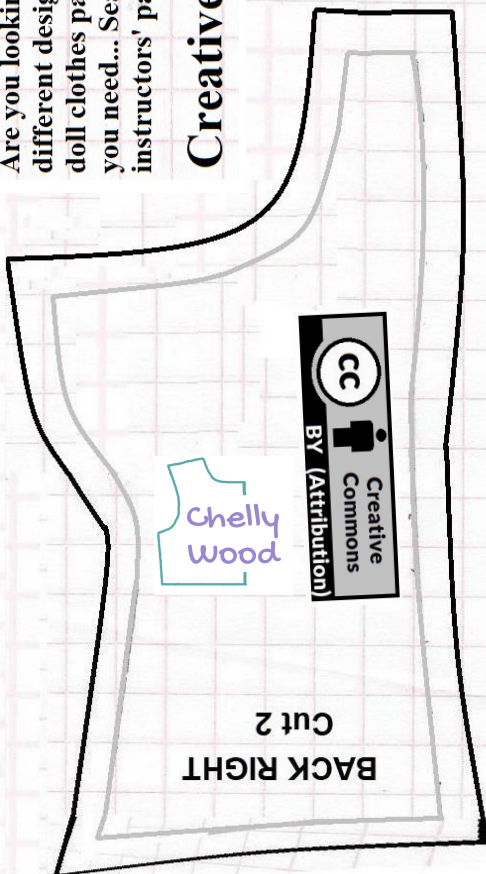
Are you looking for a pattern with a slightly different design? My Creative Spark class in doll clothes pattern designs may be just what you need... Search for Chelly Wood on the instructors' page at this website:

CreativeSpark.CTpub.com



NOTE: This pattern is designed to be printed on 8.5 x 11 inch (standard American) paper or 216 x 279 mm paper **without margins**.

Use a scant 1/4 inch (4 mm) seam.



Note: my website has a tutorial that shows you how to make this swimsuit!

