

NOTE: This pattern is designed to be printed on 8.5 x 11 inch (standard American) paper or 216 x 279 mm paper **without margins**.

Vintage Tammy Doll Clothes Patterns: Capris and Shirt

Difficulty Level: About Average


CAPRI PANTS FRONT WITH FLY
Cut 2

Use a scant 1/4 inch (4 mm) seam.

CHellyWood.COM
FREE Doll Clothes Patterns & Tutorials

Please visit my YouTube channel, ChellyWood1, for the tutorial video that accompanies this pattern.

SLEEVE
Cut 2



SHIRT BACK
Cut 2 No Fold
View A

CHellyWood.COM
Cut 4 No Fold
View B

SHIRT FRONT
Cut 1 on Fold
View A
Cut 2 on Fold
View B

Please visit my YouTube channel, ChellyWood1, for the tutorial video that accompanies this pattern.

Use a scant 1/4 inch (4 mm) seam.

FOLD

CAPRI PANTS FRONT NO FLY
Cut 2

View B

Measurement Tool

View A

View B

CAPRI PANTS
Cut 4
BACK

CHellyWood.COM
FREE Doll Clothes Patterns & Tutorials

NOTE: This pattern is designed to be printed on 8.5 x 11 inch (standard American) paper or 216 x 279 mm paper **without margins**.

FREE Pattern for Summer Shorts, Pajama Pants, or Easy on-and-off Trousers (Pants) for Tammy Dolls

Please visit my YouTube channel, ChellyWood1, for the tutorial video that accompanies this pattern.

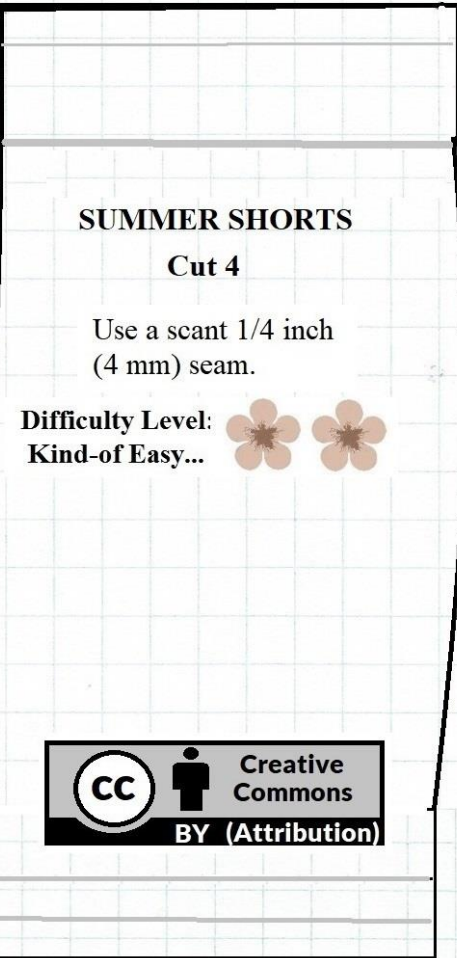




**ELASTIC WAIST
PAJAMA PANTS OR
EASY ON-AND-OFF
TROUSERS (PANTS)**

Cut 4

Use a scant 1/4 inch
(4 mm) seam.

Difficulty Level: Kind-of Easy...



SUMMER SHORTS

Cut 4

Use a scant 1/4 inch
(4 mm) seam.

Difficulty Level: Kind-of Easy...



NOTE: This pattern is designed to be printed on 8.5 x 11 inch (standard American) paper or 216 x 279 mm paper **without margins**.

