

# Ankle Pants and Strappy Top for 11-inch (29 cm)

## Fashion Dolls

Use a scant 1/4 inch  
(4 mm) seam.

Difficulty Level:  
About Average



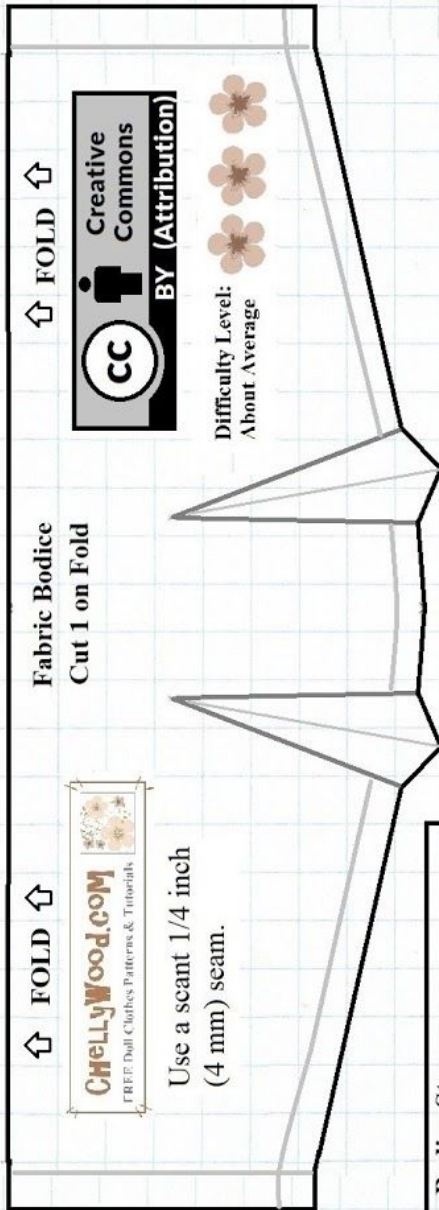

Please visit my YouTube channel,  
ChellyWood1, for the tutorial video  
that accompanies this pattern.

Measurement Tool

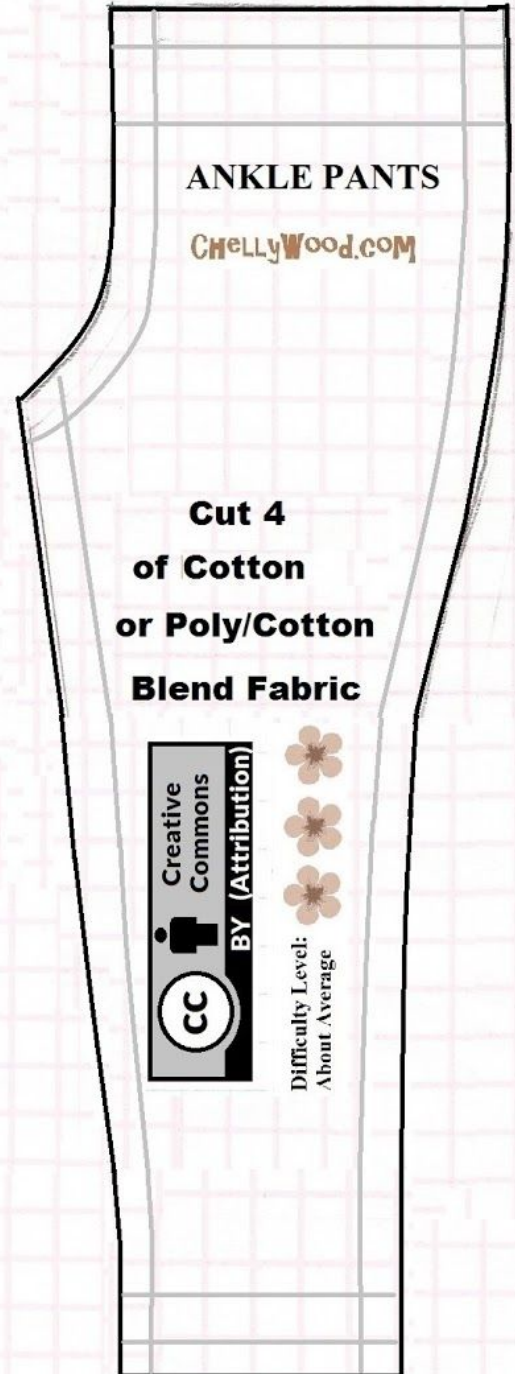


**NOTE:** This pattern is  
designed to be printed on  
8.5 x 11 inch (standard  
American) paper or 216 x  
279 mm paper **without**  
margins.

Difficulty Level:  
About Average



Please visit my YouTube channel, ChellyWood1, for the video tutorials  
that demonstrate how to make these doll clothes.



# Ruffled Skirt Pattern for 11.5-inch (29 cm)

Use a scant 1/4 inch  
(4 mm) seam.

## Fashion Dolls

### Measurement Tool



Please visit my YouTube channel, ChellyWood1, for the tutorial video that accompanies this pattern.

**NOTE:** This pattern is designed to be printed on 8.5 x 11 inch (standard American) paper or 216 x 279 mm paper **without margins.**



Difficulty Level:  
About Average

