

Free Wardrobe Pattern to Fit Small-Bodied Dolls

ChellyWood.com



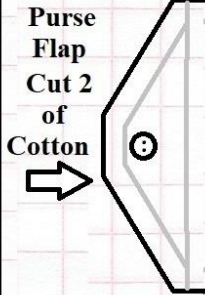
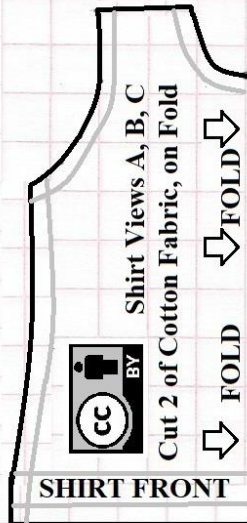

FREE Doll Clothes Patterns & Tutorials



Please visit my YouTube channel, ChellyWood1, for the tutorial video that accompanies this pattern.

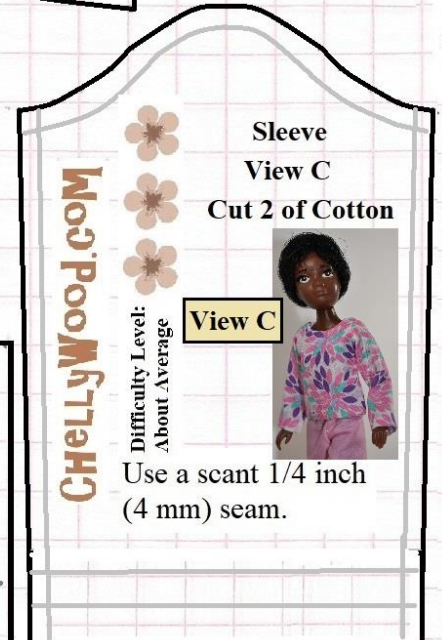
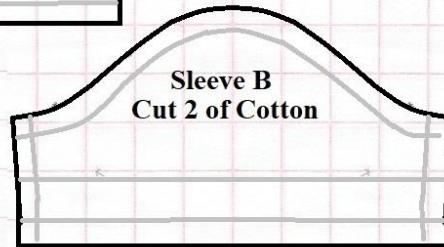
NOTE: This pattern is designed to be printed on 8.5 x 11 inch (standard American) paper or 216 x 279 mm paper without margins.

Purse Strap Measurement Guide



See tutorial video for purse cutting special instructions.

Use a scant 1/4 inch (4 mm) seam.



For SHORT SKIRT:
Cut 1 on Fold
Using This Hem Guide

Difficulty Level: Kind-of Easy...



Use a scant 1/4 inch (4 mm) seam.



For LONGER SKIRT:
Cut 1 on Fold
Using This Hem Guide



Short Skirt and Shirt View B

Measurement Tool



For dolls between 5 and 12 inches tall, use a scant 1/4 inch (4 mm) seam. For dolls smaller than 5 inches, use a 1/8 inch (2.5 mm) seam.