

18" Doll Clothes Pattern A

Before printing, enlarge this image to fill a 8.5 x 11 inch (or 216 x 279 mm) sheet of computer paper.

Measurement Tool



FOLD

**Bonnet Back
Cut 1 on Fold**



Difficulty Level:
Somewhat Advanced



This pattern is designed with a true 1/4 inch seam already included in the design.

**Vest Back
Cut 2 of Felt
Cut 2 of Cotton/Poly Blend**




Please visit my
YouTUBE
channel,
ChellyWood1,
for the tutorial video
that accompanies
this pattern.

**Collar
Cut 4**





18" Doll Clothes Pattern D

This pattern is designed with a true 1/4 inch seam already included in the design.



Please visit my YouTube channel, ChellyWood1, for the tutorial video that accompanies this pattern.



Before printing, enlarge this image to fill a 8.5 x 11 inch (or 216 x 279 mm) sheet of computer paper.

Difficulty Level:
Somewhat Advanced

