

FREE Pattern for a Baby Doll's Dress

ChellyWood.COM
FREE Doll Clothes Patterns & Tutorials



Use a scant 1/4 inch (4 mm) seam.

Please visit my YouTube channel, ChellyWood1, for the tutorial video that accompanies this pattern.



SKIRT
Cut 1 of Cotton or Cotton Blend on Fold

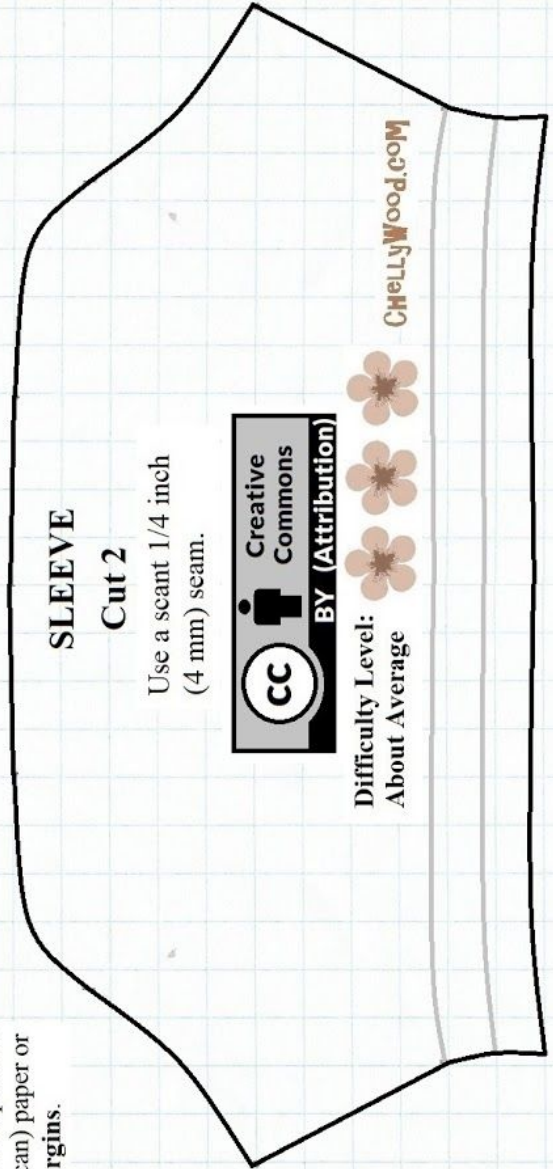
Difficulty Level: About Average



Measurement Tool




Fits 12-inch or 30 cm Baby Dolls



SLEEVE

Cut 2

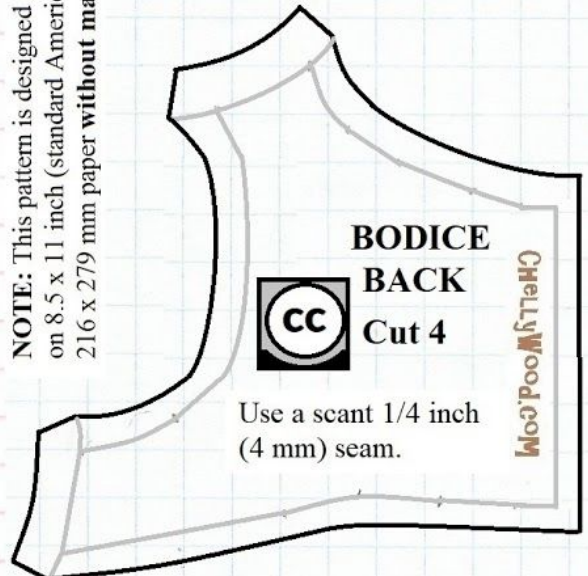
Use a scant 1/4 inch (4 mm) seam.



Difficulty Level: About Average

ChellyWood.COM

NOTE: This pattern is designed to be printed on 8.5 x 11 inch (standard American) paper or 216 x 279 mm paper **without margins**.



BODICE

BACK

Cut 4

Use a scant 1/4 inch (4 mm) seam.



ChellyWood.COM

FREE Baby Doll Diaper Pattern

Fits Most 12-inch / 30 cm Baby Dolls


Please visit my YouTube channel, ChellyWood1, for the tutorial video that accompanies this pattern.

NOTE: This pattern is designed to be printed on 8.5 x 11 inch (standard American) paper or 216 x 279 mm paper **without margins**.



Reversible Diaper!

ChellyWood.com
FREE Doll Clothes Patterns & Tutorials




DIAPER
Cut 2 on Fold



NOTE: This pattern is designed to be printed on 8.5 x 11 inch (standard American) paper or 216 x 279 mm paper **without margins**.

BODICE FRONT
Cut 2 on Fold




Fold

Use a scant 1/4 inch (4 mm) seam.

ChellyWood.com



Difficulty Level:
About Average



Fold

Use a scant 1/4 inch (4 mm) seam.