

Free Printable Pattern for a Skirt and Sandals to Fit 14" to 16" Dolls (35 cm to 41 cm Dolls)

Tape pattern 1 to pattern 2 along here.

Casing Guide

SHORT SCHOOLGIRL SKIRT PATTERN 1

Casing Guide

Use a true 1/4 inch (6 mm) seam.

Cut 1



Please visit my YouTube channel, ChellyWood1, for the tutorial video that accompanies this pattern.

NOTE: This pattern is designed to be printed on 8.5 x 11 inch (standard American) paper or 216 x 279 mm paper **without margins.**




Difficulty Level: Kind-of Easy... 

Double-fold Hem Guide

Sandals Have a 2" or 5 cm Sole

Difficulty Level:
Super EASY!


SANDAL
Cut 1 of Black Foam
Cut 1 of Another
Color of Foam 

After following these cutting instructions, flip the pattern over and cut again, so you have one set of foam pieces for each foot.



SANDAL STRAP
Cut 2 of Colored Elastic or Bias Tape

ChellyWood.COM
FREE Doll Clothes Patterns & Tutorials



Free, Printable Skirt Pattern for 14-inch, 15-inch, or 16-inch Dolls (35 cm to 41 cm Dolls)

Tape pattern 1 to pattern 2 along here.

Casing Guide

SHORT SCHOOLGIRL SKIRT PATTERN 2

Casing Guide

Tape this section of the pattern to Pattern 1 before cutting.



ChellyWood.com

FREE Doll Clothes Patterns & Tutorials



Use a true 1/4 inch (6 mm) seam.

Please visit my YouTube channel, ChellyWood1, for the tutorial video that accompanies this pattern.

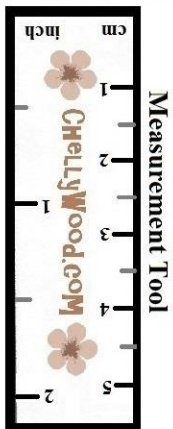
NOTE: This pattern is designed to be printed on 8.5 x 11 inch (standard American) paper or 216 x 279 mm paper **without margins**.



Difficulty Level:
Kind-of Easy...



Double-fold Hem Guide



Patterns and tutorial videos for making the doll clothes shown at left are free to the public on my website, ChellyWood.com.

ChellyWood.com
FREE Doll Clothes Patterns & Tutorials

