


Skirt Patterns for Fashion Dolls

Please visit my YouTube channel, ChellyWood1, for the tutorial video that accompanies this pattern.



↑ ↑ FOLD ↑

Short Skirt
Cut 1 on Fold

Difficulty Level: Kind-of Easy... 


For dolls between 5 and 12 inches tall, use a scant 1/4 inch (4 mm) seam.

ChellyWood.com
FREE Doll Clothes Patterns & Tutorials

Creative Commons
BY (Attribution)

↑ FOLD ↑

Ruffle
Cut 1 on Fold

Difficulty Level: Kind-of Easy... 

For dolls between 5 and 12 inches tall, use a scant 1/4 inch (4 mm) seam.


ChellyWood.com
FREE Doll Clothes Patterns & Tutorials

Creative Commons
BY (Attribution)

↑ ↑ FOLD ↑

Long Skirt
Cut 1 on Fold

Creative Commons
BY (Attribution)

Difficulty Level: Kind-of Easy... 

NOTE: This pattern is designed to be printed on 8.5 x 11 inch (standard American) paper or 216 x 279 mm paper **without margins**.

For dolls between 5 and 12 inches tall, use a scant 1/4 inch (4 mm) seam.

ChellyWood.com
FREE Doll Clothes Patterns & Tutorials

